

**DESIGNER NOTE:**

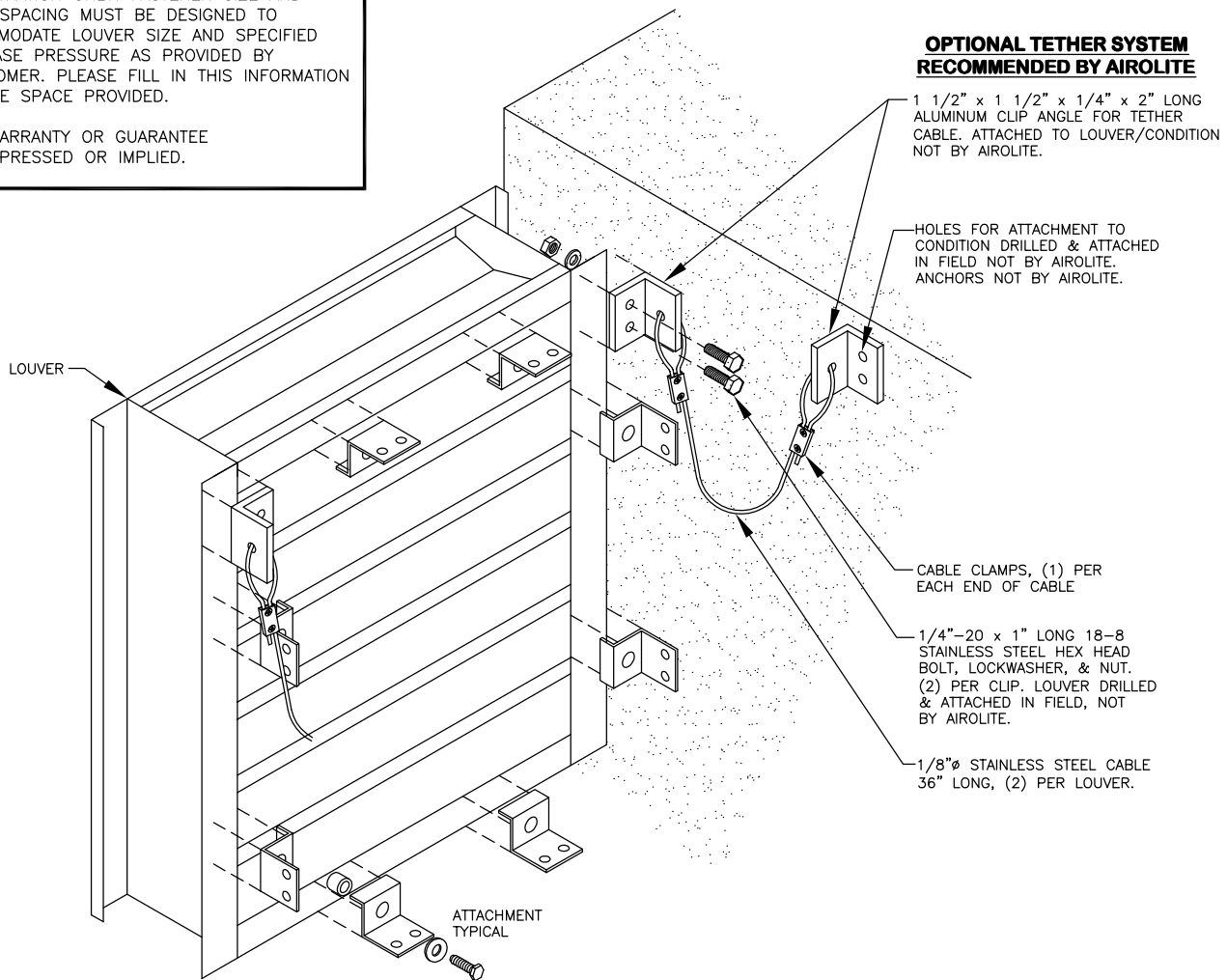
THIS DETAIL IS A CONCEPTUAL DESIGN ILLUSTRATION ONLY. FASTENER SIZE AND CLIP SPACING MUST BE DESIGNED TO ACCOMMODATE LOUVER SIZE AND SPECIFIED RELEASE PRESSURE AS PROVIDED BY CUSTOMER. PLEASE FILL IN THIS INFORMATION IN THE SPACE PROVIDED.

NO WARRANTY OR GUARANTEE IS EXPRESSED OR IMPLIED.

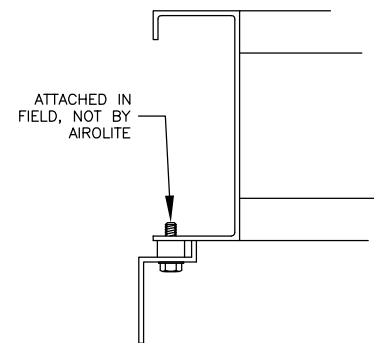
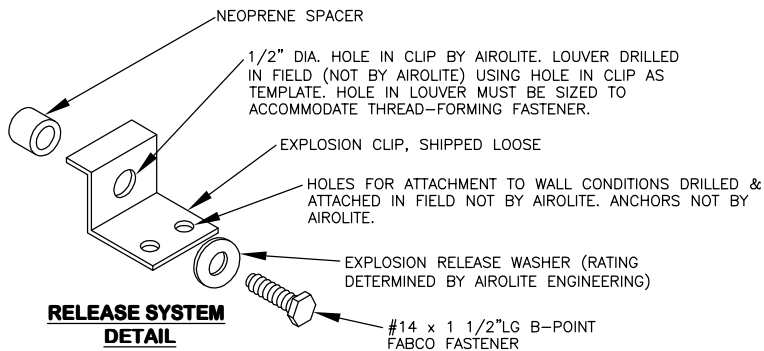
**LOUVER OPENING** \_\_\_\_\_ W x \_\_\_\_\_ H

**RELEASE PRESSURE** \_\_\_\_\_ PSF

**TETHER SYSTEM**  
 REQUIRED  
 NOT REQUIRED



**VIEW SHOWN IS FROM INTERIOR SIDE OF LOUVER**



**PLAN VIEW @ JAMB**

**EXPLOSION CLIP MATERIAL:**

ALUM. LOUVERS - 0.081"(2.06mm) ALUM.  
 GALV. LOUVERS - 0.063"(1.6mm) GALV. STEEL



DRAWN BY: BZ

SCALE: NONE

DATE: 12/03

**TYPICAL LOUVER DETAIL: METHOD OF INSTALLATION- EXPLOSION RELIEF CLIPS**

REV. NO: 3

FORM NO: 623024