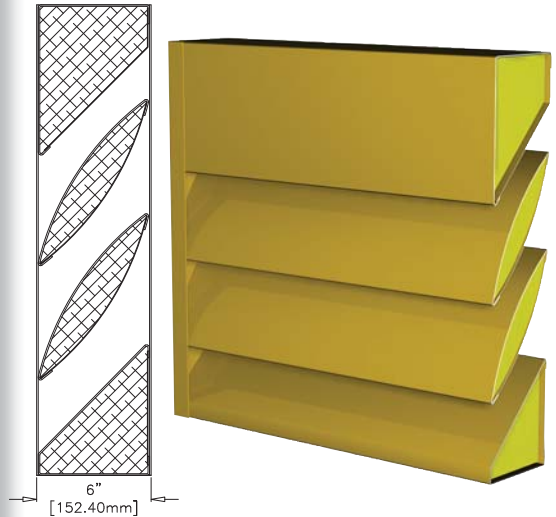


AIRFOIL BLADE ACOUSTIC LOUVER

Visible Mullion Louver Type	T9206	9206
Concealed Mullion Louver Type	CB9206	FCB9206
Material	Formed Aluminum (Alloy 3003-H32)	Galvanized Steel
Stationary Blade	0.081 in. (2.06 mm)	16 Gauge
Frame	0.081 in. (2.06 mm)	16 Gauge
Louver Depth	6 in. (152.4 mm)	6 in. (152.4 mm)
Blade Angle	45°	45°
Free Area – 4 ft. x 4 ft. Unit	4.06 sq. ft. (0.38 m ²)	4.06 sq. ft. (0.38 m ²)
Percent Free Area	25.4%	25.4%
Free Area Velocity at Beginning Point of Water Penetration – 0.01 oz H₂O/sq. ft. Free Area	943 fpm (4.79 m/s)	943 fpm (4.79 m/s)
Air Volume Flow Rate at Beginning Point of Water Penetration – 4 ft. x 4 ft. Unit ..	3,828 cfm (1.81 m ³ /s)	3,828 cfm (1.81 m ³ /s)
Pressure Drop at Beginning Point of Water Penetration ..	0.066 in. H ₂ O (0.016 kPa)	0.066 in. H ₂ O (0.016 kPa)



RECOMMENDED SPECIFICATION

GENERAL

Furnish and install where indicated on plans or described in schedules Acoustic Louver Type T9206 (or CB9208) designed and manufactured by The Airlite Company LLC, Schofield, Wisconsin. Louvers shall be furnished with bird screen, insect screen, supports, installation hardware and finishes as specified and as required for a complete installation.

SUBMITTALS

Manufacturer shall submit shop drawings incorporating key plans, elevations, sections and details showing profiles, angles and spacing of louver blades and frames; unit dimensions related to wall openings and construction; and, anchorage details and locations. Submit theoretical calculations prepared by a professional engineer specializing in the application of welding technology demonstrating that each fillet weld joining blade and frame members will withstand a minimum of 526 pounds of force in shear. Provide samples of manufacturer's finish and color charts showing the full range of colors available. For each type of product specified, submit free area, air performance, and water penetration ratings determined in accordance with AMCA Standard 500-L.

PRODUCTS

Louvers shall be acoustic Louver Type T9206 with visible vertical mullions (or Louver Type CB9206 with concealed vertical mullions) incorporating stationary, airfoil blades in a single frame. Louvers shall be 6-inches (152.4 mm) deep and assembled entirely from fabricated aluminum components. Blades and frames shall be 0.081-inch (2 mm) thick aluminum, alloy 5005-H34. Blades shall be positioned at 45-degrees and spaced 6-inches (203.2 mm) on center. Each blade and top and bottom frame cavity shall be filled with fiberglass acoustic insulation to absorb the transmission of sound. Acoustic insulation shall be held in place by 0.032-inch (0.81 mm) thick perforated aluminum.

ALL-WELDED ASSEMBLY

Join stationary blade and frames and frame members with fillet welds concealed from view, unless the size of the louver makes bolted connections between louver sections necessary. Louver blades shall be joined to each jamb frame with a minimum of two fillet welds produced with the Pulsed Gas Metal Arc Welding (GMAW/Mig) process. Each weld shall be a minimum of 1-inch (25.4 mm) in length with a minimum 1/8-inch (3.175 mm) leg. Frames shall be joined at each corner with a full-length GMAW fillet weld with a minimum 1/8-inch (3.175 mm) throat.

STRUCTURAL DESIGN CRITERIA

Manufacturer shall design and furnish all supports required to withstand a wind force of not less than 25 pounds per square foot. Louvers larger than 72-inches wide x 120-inches high will be fabricated and installed in multiple sections. Louver blades, frames, mullions and anchorages shall be demonstrated to withstand the specified wind design load.

PERFORMANCE RATINGS

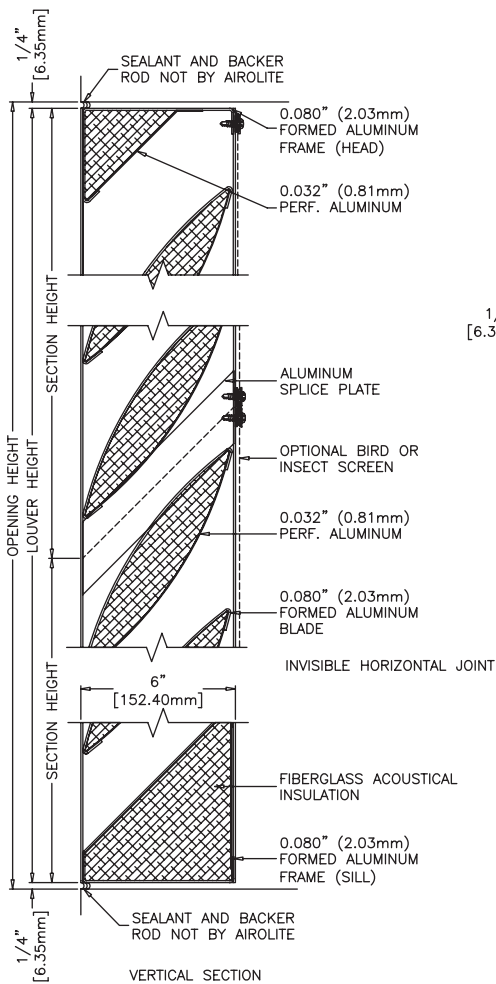
FREE AREA:	4.06 Square Feet (0.38 m ²)
MINIMUM FREE AREA VELOCITY at Beginning Point of Water Penetration:	943 fpm (4.79 m/s)
MINIMUM AIR VOLUME FLOW RATE at Beginning Point of Water Penetration:	3,828 cfm (1.81 m ³ /s)
MAXIMUM STATIC PRESSURE at Beginning Point of Water Penetration:	0.066 in. H ₂ O (0.016 kPa)

See page 4 for complete finish options

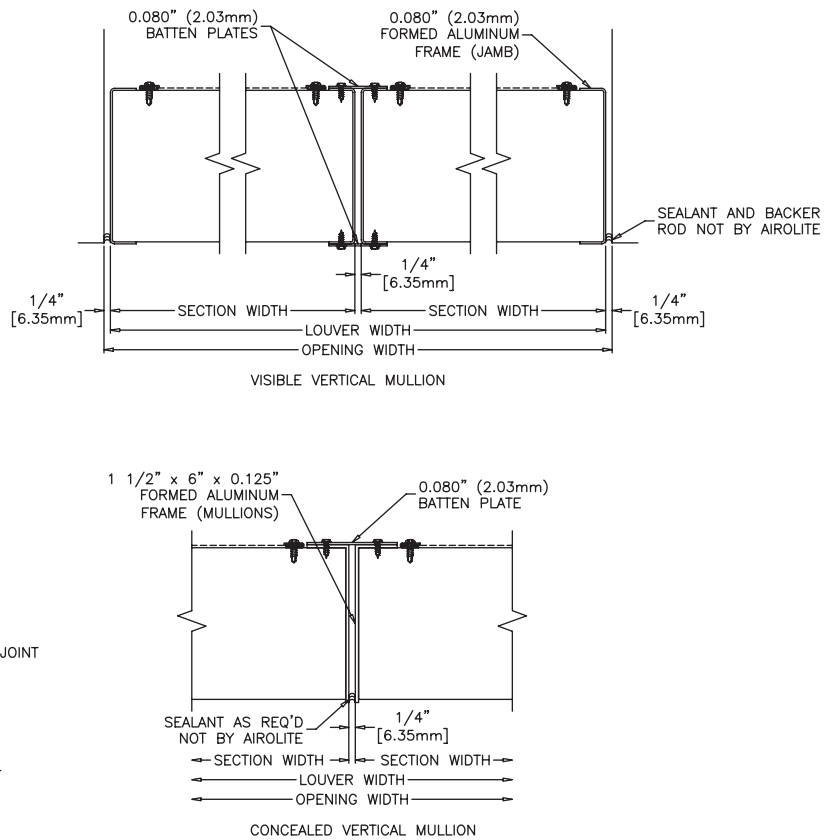
LOUVER TYPE T9206 PRODUCT DESCRIPTION & DETAILS

In addition to use as an exterior weather louver, 6-inch deep (152.4 mm) deep Airlite Louver Type T9206 effectively prevents the transmission of high and low frequency sounds generated from mechanical equipment. Acoustic louvers are frequently utilized in the design of compressor rooms, pumping stations, generator installations and cooling tower enclosures to achieve compliance with code limitations on acceptable sound transmission levels. Louver Type T9206 is an airfoil blade acoustic louver designed to yield high volume intake and exhaust air flow at reduced static pressure levels. If aluminum construction is preferred, specify Louver Type T9206 with visible vertical mullions; or, Louver Type CB9206 with concealed vertical mullions. If galvanized steel construction is preferred, specify Louver Type 9206 with visible vertical mullions; or, Louver Type FCB9206 with concealed vertical mullions. Please contact your local Airlite representative or the factory for assistance with the layout and design of support systems when required.

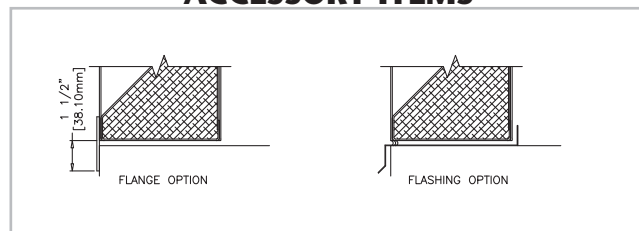
VERTICAL SECTION DETAIL



PLAN SECTION DETAIL



ACCESSORY ITEMS



Minimum Section Size:

12 in. (30 cm) W x 12 in. (30 cm) H

Maximum Section Size:

72 in. (183 cm) W x 120 in. (305 cm) H

LOUVER TYPE T9206 PERFORMANCE RATINGS

FREE AREA CHART - in square feet

Louver Height Inches	Louver Width in Inches					
	12	24	36	48	60	72
12	0.15	0.32	0.50	0.67	0.85	1.02
24	0.39	0.86	1.33	1.80	2.27	2.74
36	0.64	1.40	2.17	2.93	3.69	4.46
48	0.88	1.94	3.00	4.06	5.12	6.18
60	1.13	2.48	3.83	5.19	6.54	7.89
72	1.37	3.02	4.67	6.32	7.96	9.61
84	1.62	3.56	5.50	7.45	9.39	11.33
96	1.86	4.10	6.34	8.58	10.81	13.05
108	2.11	4.64	7.17	9.70	12.24	14.77
120	2.36	5.18	8.01	10.83	13.66	16.49

WATER PENETRATION

The AMCA Water Penetration Test provides a method for comparing various louver models and designs as to their efficiency in resisting the penetration of rainfall under specific laboratory test conditions. The point of zero water penetration is defined as that velocity where the water penetration curve projects through .01 oz. of water (penetration) per sq. ft. of louver free area. ***The beginning point of water penetration for Louver Type T9206 is 943 fpm free area velocity.** These performance ratings do not guarantee a louver to be weatherproof or stormproof and should be used in combination with other factors including good engineering judgement in selecting louvers.

Sound Transmission Class (STC)

This is a numerical two-digit figure rating derived from a standardized performance test made in accordance with ASTM E90-90 (Laboratory Measurement of Airborne Sound Transmission Loss of Building Partitions) and ASTM E413-87 (Standard Classification for Determination of Sound Transmission Class). The number is used in evaluating the effectiveness of an assembly in isolating or reducing airborne sound transmission. Acoustic performance ratings have been determined by an independent laboratory.

Outdoor Indoor Transmission Class (OITC)

ASTM E1332 and ASTM E966 procedures are used to determine the OITC rating of building facades relative to ground or air transportation noise.

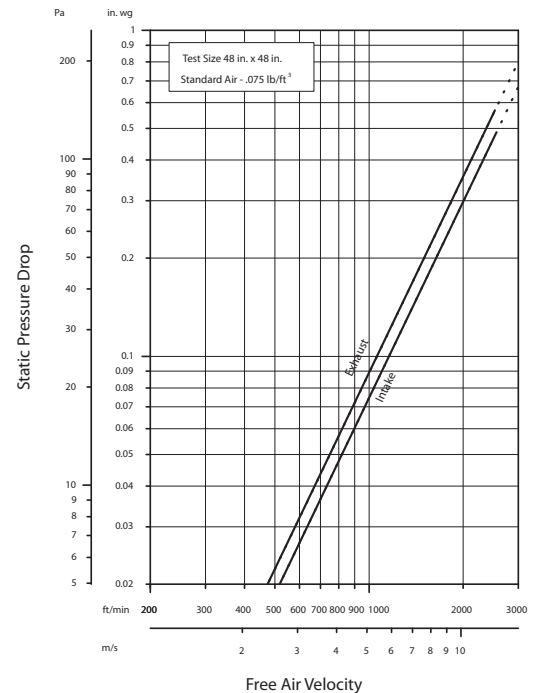
Free Field Noise Reduction in Decibels

Louver Type	Selected 1/3 Octave Band Center Frequency HZ									STC	OITC
	63	125	250	500	1000	2000	4000	8000			
T9206	12	9	10	13	18	21	20	21		9	-

To calculate the Transmission Loss (db), subtract 6 db from the Free Field Noise Reduction (db).

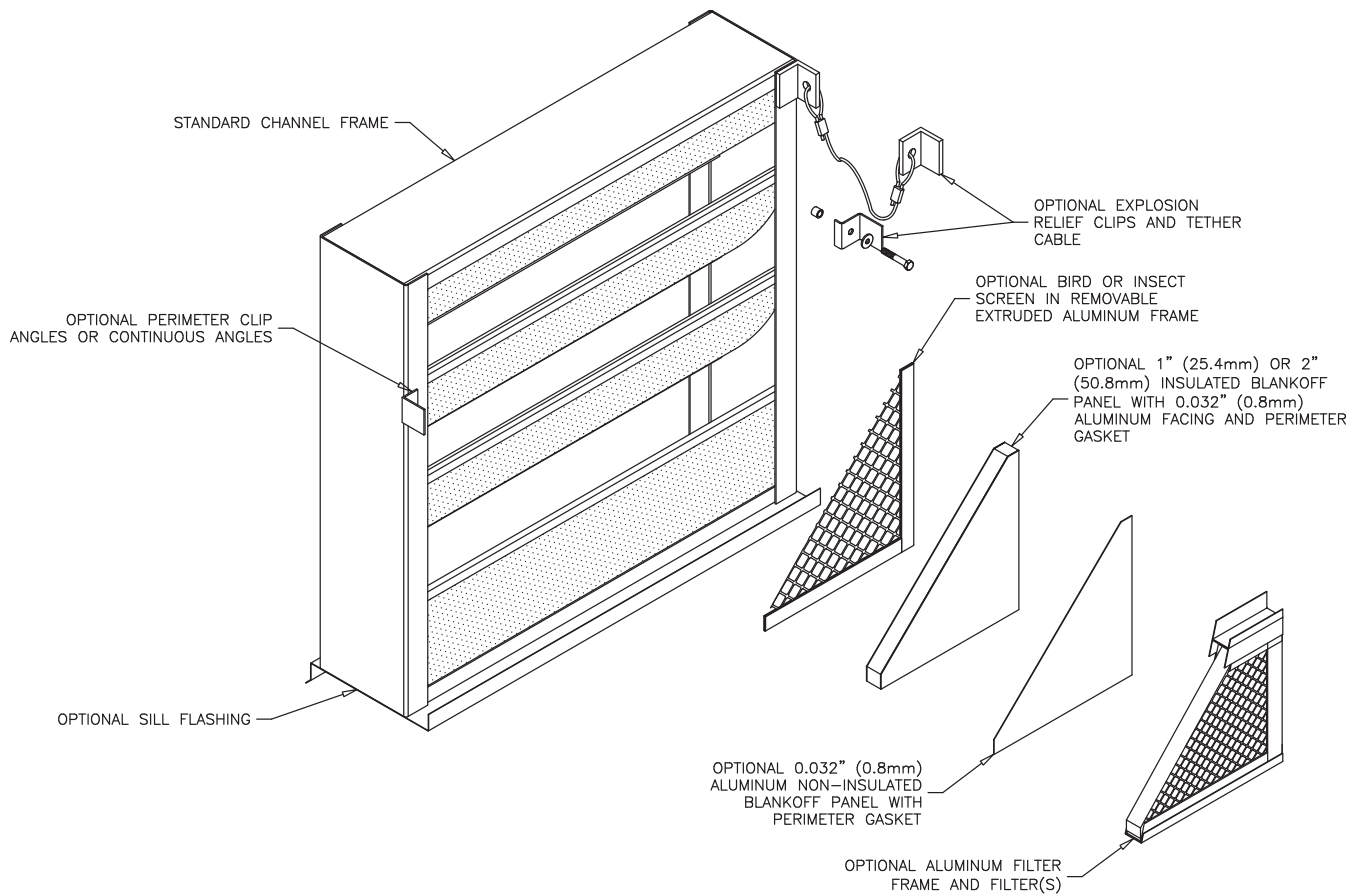
AIRFLOW RESISTANCE

(Standard Air - .075 lb./ft.³)



Louver Type T9206 resistance to airflow is shown with louver blades fully open. Resistance (pressure drop) varies depending on louver application (air intake or air exhaust). Free area velocities (shown) are higher than average velocity through the overall louver size.

LOUVER TYPE T9206 METHOD OF INSTALLATION & ACCESSORY OPTIONS



FINISHES (Select one of the following)

ACRYLIC ENAMEL: Louvers shall be cleaned, pretreated and Finished with an oven-cured thermosetting acrylic enamel finish that meets or exceeds the performance requirements of AAMA 2603, "Voluntary Specification Performance Requirements and Test Procedures for Pigmented Organic Coatings."

2-COAT FLUOROPOLYMER: Louvers shall be cleaned, pretreated and Finished with an inhibitive primer and oven-cured Kynar 500® / Hylar 5000® resin coating with minimum 1.2 mils dry-film coating thickness that meets or exceeds the performance requirements of AAMA 2605, "Voluntary Specification, Performance Requirements and Test Procedures for Superior Performance Organic Coatings on Aluminum Extrusions and Panels."

3-COAT FLUOROPOLYMER: Louvers shall be cleaned, pretreated and Finished with an inhibitive primer and oven-cured Kynar 500® / Hylar 5000® resin coating with minimum 2.0 mils dry-film coating thickness that meets or exceeds the performance requirements of AAMA 2605, "Voluntary Specification, Performance Requirements and Test Procedures for Superior Performance Organic Coatings on Aluminum Extrusions and Panels."

***CLEAR ANODIZE:** Louvers shall be Finished with a Class I clear anodized coating (AA-M10C22A41) that complies with the performance requirements of AAMA Specification 611-98, "Voluntary Specification for Anodized Architectural Aluminum."

***COLOR ANODIZE:** Louvers shall be Finished with a Class I electrolytically color anodized coating (AA-M10C22A42/44) that complies with the performance requirements of AAMA Specification 611-98, "Voluntary Specification for Anodized Architectural Aluminum." Color shall be (select one): Champagne, Light Bronze, Medium Bronze, Dark Bronze, Extra Dark Bronze or Black Anodize.

*Available only on aluminum construction.



P.O. Box 410, 525 Western Road, Schofield, WI 54476-0410 USA
715.841.8757 • fax 715.841.8773 • www.airolite.com

Submission T9206 June 2006, Rev. 3
Copyright ©2006 The Airlite Company, LLC

The Airlite Company, LLC reserves the right to make product changes.

THE ALL-WELDED ADVANTAGE