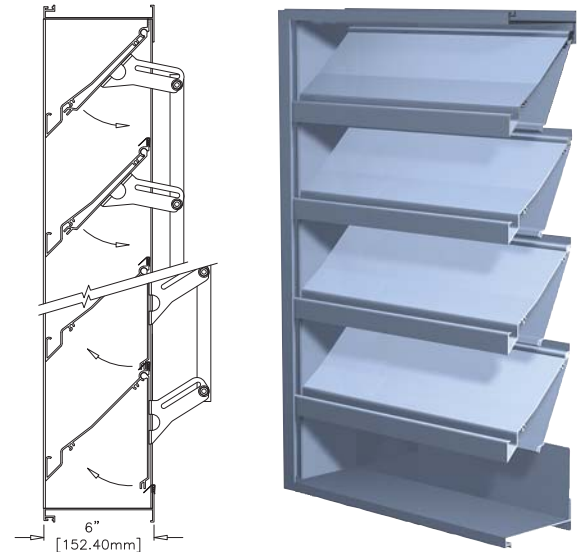




COMBINATION STATIONARY & ADJUSTABLE BLADE LOUVER

Visible Mullion Louver Type	K8506
Material	Extruded Aluminum (Alloy 6063-T5)
Stationary Blade	0.081 in. (2.06 mm)
Adjustable Blade	0.081 in. (2.06 mm)
Frame	0.081 in. (2.06 mm)
Louver Depth	6 in. (152.4 mm)
Blade Angle	45°
Free Area – 4 ft. x 4 ft. Unit	7.32 sq. ft. (0.68 sq m)
Percent Free Area	45.8%
Free Area Velocity at Beginning Point of Water Penetration – 0.01 oz H₂O/sq. ft. Free Area	1,035 fpm (5.26 m/s)
Air Volume Flow Rate at Beginning Point of Water Penetration – 4 ft. x 4 ft. Unit	7,576 cfm (3.58 m ³ /s)
Pressure Drop at Beginning Point of Water Penetration	0.14 in. H ₂ O (0.035 kPa)



RECOMMENDED SPECIFICATION

GENERAL

Furnish and install where indicated on plans or described in schedules combination drainable stationary and adjustable blade Louver Type K8506 as designed and manufactured by The Airoilite Company LLC, Schofield, Wisconsin. Louvers shall be furnished with bird screen, insect screen, electric or pneumatic actuators, supports and finishes as specified and as required for a complete installation.

SUBMITTALS

Manufacturer shall submit shop drawings incorporating key plans, elevations, sections and details showing profiles, angles and spacing of louver blades and frames; unit dimensions related to wall openings and construction; and, anchorage details and locations. Provide samples of manufacturer's finish and color charts showing the full range of colors available. For each type of product specified, submit free area, air performance, and water penetration ratings determined in accordance with AMCA Standard 500-L 99 and licensed under the AMCA Certified Ratings Program.

PRODUCTS

Louvers shall be combination type incorporating both drainable stationary and adjustable blades in a single frame. Louvers shall be 6-inches (152.4 mm) deep and assembled entirely from extruded aluminum. Blades and frames shall be 0.081-inch (2 mm) thick extruded aluminum, alloy 6063-T5. The stationary blades, louver head and jamb frames shall incorporate integral gutters to minimize water penetration. Stationary blades shall be positioned at 45-degrees and spaced 6.5-inches (165.1 mm) on center. Adjustable blades shall be fitted with pressure activated vinyl blade-edge gaskets and jamb seals to effectively minimize air leakage and water penetration when the adjustable blade is closed. The blade linkage assembly shall be exposed on the interior face of the louver.

STRUCTURAL DESIGN CRITERIA

Louvers and supports shall be designed and furnished by the manufacturer to withstand a wind force of not less than 25 pounds per square foot. Louvers larger than 84-inches (213 cm) wide x 120-inches (305 cm) high or 120-inches (305 cm) wide x 84-inches (213 cm) high will be fabricated and installed in multiple sections. Louver blades, frames, mullions and anchorages shall be demonstrated to withstand the specified wind design load.

PERFORMANCE RATINGS

FREE AREA:	7.32 Square Feet (0.68 m ²)
MINIMUM FREE AREA VELOCITY at Beginning Point of Water Penetration:	1,035 fpm (5.26 m/s)
MINIMUM AIR VOLUME FLOW RATE at Beginning Point of Water Penetration:	7,576 cfm (3.58 m ³ /s)
MAXIMUM STATIC PRESSURE at Beginning Point of Water Penetration:	0.14 in. H ₂ O (0.035 kPa)

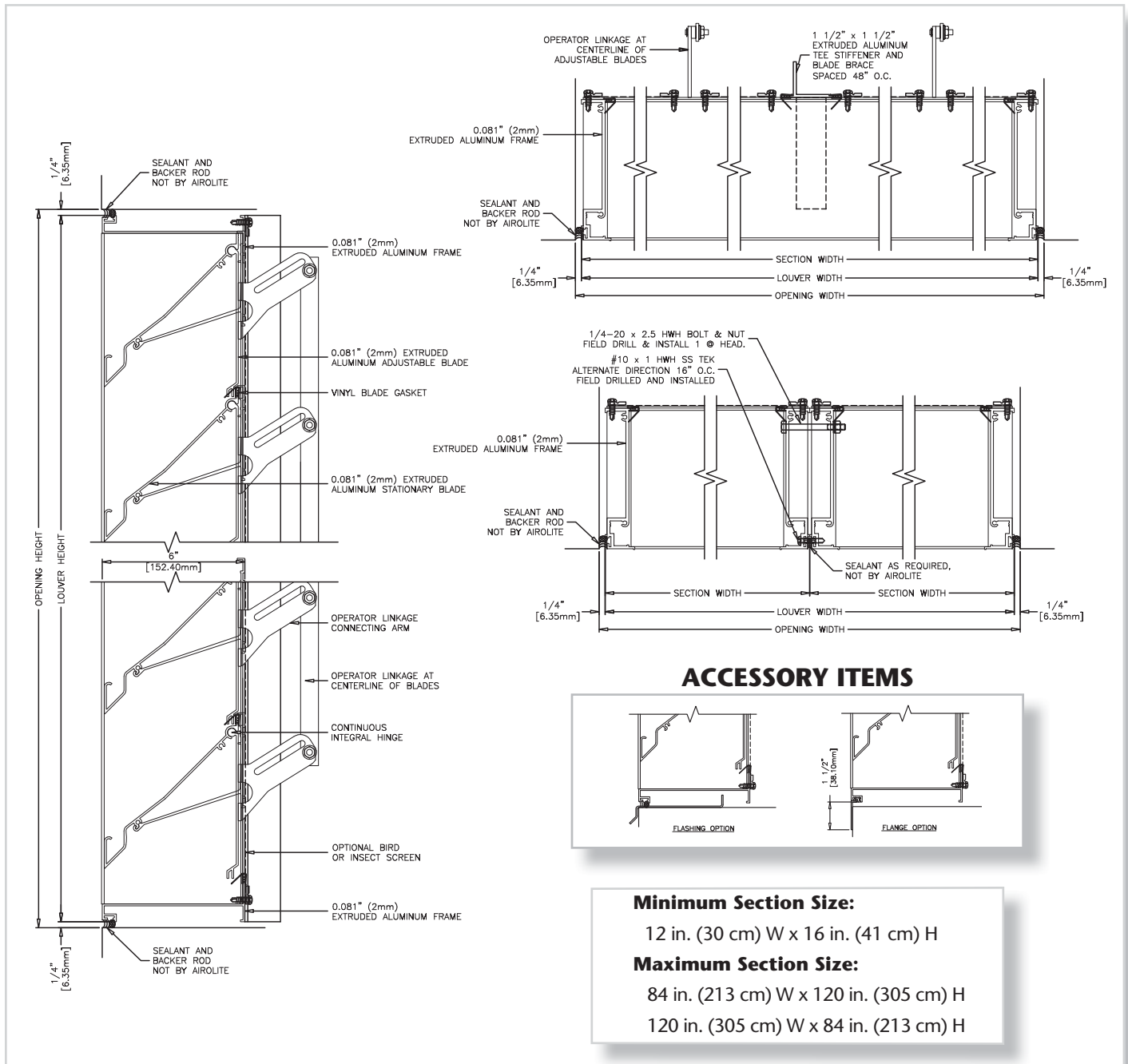
See page 4 for complete finish options

LOUVER TYPE K8506 PRODUCT DESCRIPTION & DETAILS

AIROLITE LOUVER TYPE K8506 is a combination louver that incorporates drainable stationary and adjustable blades in a single 6-inch (152.4 mm) deep frame. Combination louvers offer constant exterior appearance yet afford optimum control of intake and exhaust airflows through operation of the adjustable blade. When open, gutters incorporated in the stationary blades and jamb frames provide excellent resistance to water penetration and high volume intake and exhaust ventilation. When closed, dual durometer vinyl blade-edge gaskets effectively minimize air leakage and water penetration. The continuous integral hinge construction enables this louver to be made in single sections up to 120-inches wide to achieve maximum mullion spacing. The adjustable blade may be controlled with manually operated hand-crank, pull-chains, fusible-link mechanisms, electric motors or pneumatic actuators. Louver Type K8506 is an extremely efficient combination louver with AMCA Licensed air performance and water penetration ratings that enable designers to select and specify this product with confidence. Please contact your local Airolite representative or the factory for assistance with the layout and design of operator and support systems when required.

VERTICAL SECTION DETAIL


PLAN SECTION DETAIL



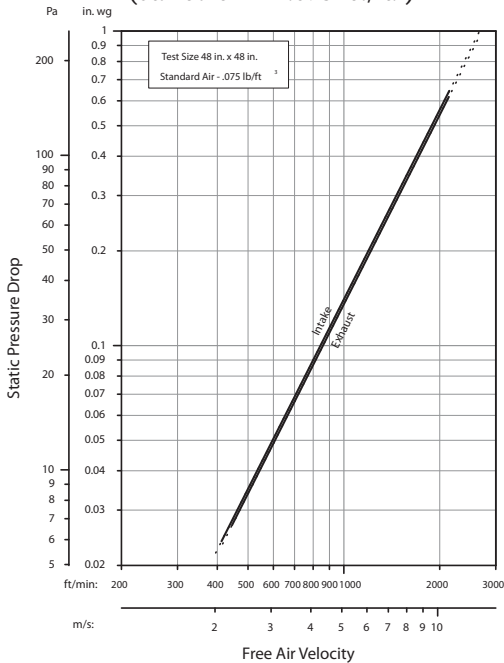
LOUVER TYPE K8506 PERFORMANCE RATINGS

FREE AREA CHART - in square feet

Louver Height Inches	Louver Width in Inches																		
	12	18	24	30	36	42	48	54	60	66	72	78	84	90	96	102	108	114	120
16	0.31	0.52	0.73	0.94	1.15	1.36	1.57	1.78	1.99	2.20	2.41	2.62	2.83	3.04	3.25	3.46	3.67	3.88	4.09
18	0.43	0.73	1.02	1.31	1.61	1.90	2.19	2.49	2.78	3.07	3.37	3.66	3.95	4.25	4.54	4.83	5.13	5.42	5.71
30	0.84	1.41	1.97	2.54	3.11	3.68	4.24	4.81	5.38	5.95	6.51	7.08	7.65	8.22	8.78	9.35	9.92	10.49	11.05
36	1.04	1.75	2.45	3.16	3.86	4.57	5.27	5.97	6.68	7.38	8.09	8.79	9.50	10.20	10.91	11.61	12.32	13.02	13.72
48	1.45	2.43	3.41	4.38	5.36	6.34	7.32	8.30	9.28	10.26	11.24	12.21	13.19	14.17	15.15	16.13	17.11	18.09	19.07
54	1.65	2.77	3.88	5.00	6.11	7.23	8.35	9.46	10.58	11.69	12.81	13.92	15.04	16.16	17.27	18.39	19.50	20.62	21.74
66	2.12	3.55	4.98	6.41	7.84	9.27	10.70	12.13	13.56	14.99	16.42	17.85	19.28	20.71	22.14	23.57	25.00	26.43	27.86
72	2.35	3.94	5.53	7.11	8.70	10.29	11.88	13.47	15.06	16.64	18.23	19.82	21.41	23.00	24.59	26.17	27.76	29.35	30.94
84	2.82	4.72	6.63	8.53	10.43	12.34	14.24	16.15	18.05	19.95	21.86	23.76	25.67	27.57	29.47	31.38	33.28	35.19	37.09
90	3.03	5.09	7.14	9.19	11.24	13.29	15.34	17.39	19.44	21.50	23.55	25.60	27.65	29.70	31.75	33.80	35.85	37.91	39.96
102	3.44	5.77	8.09	10.42	12.74	15.07	17.39	19.72	22.04	24.37	26.69	29.02	31.34	33.67	36.00	38.32	40.65	42.97	45.30
108	3.64	6.11	8.57	11.03	13.49	15.95	18.42	20.88	23.34	25.80	28.27	30.73	33.19	35.65	38.12	40.58	43.04	45.50	47.97
120	4.05	6.79	9.52	12.26	14.99	17.73	20.47	23.20	25.94	28.68	31.41	34.15	36.89	39.62	42.36	45.10	47.83	50.57	53.31

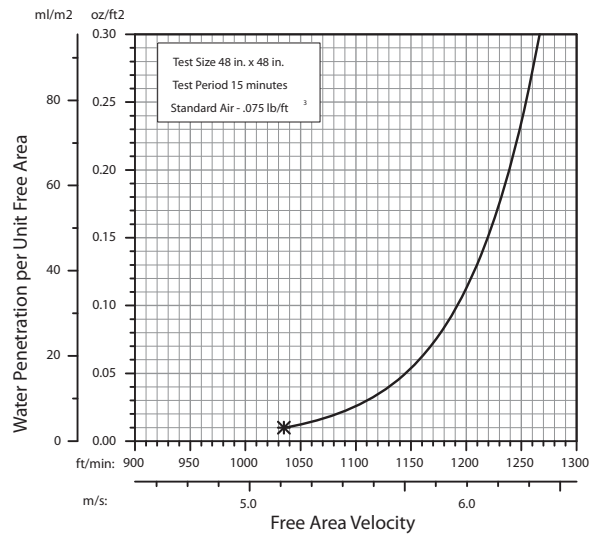
 The Airlite Company, LLC certifies that Louver Type K8506 shown herein is licensed to bear the AMCA seal. The ratings shown are based on tests and procedures performed in accordance with AMCA Publication 511 and comply with the requirements of the AMCA Certified Ratings Program. The AMCA Certified Ratings Seal applies only to Air Performance and Water Penetration ratings.

AIRFLOW RESISTANCE (Standard Air - .075 lb./ft.³)



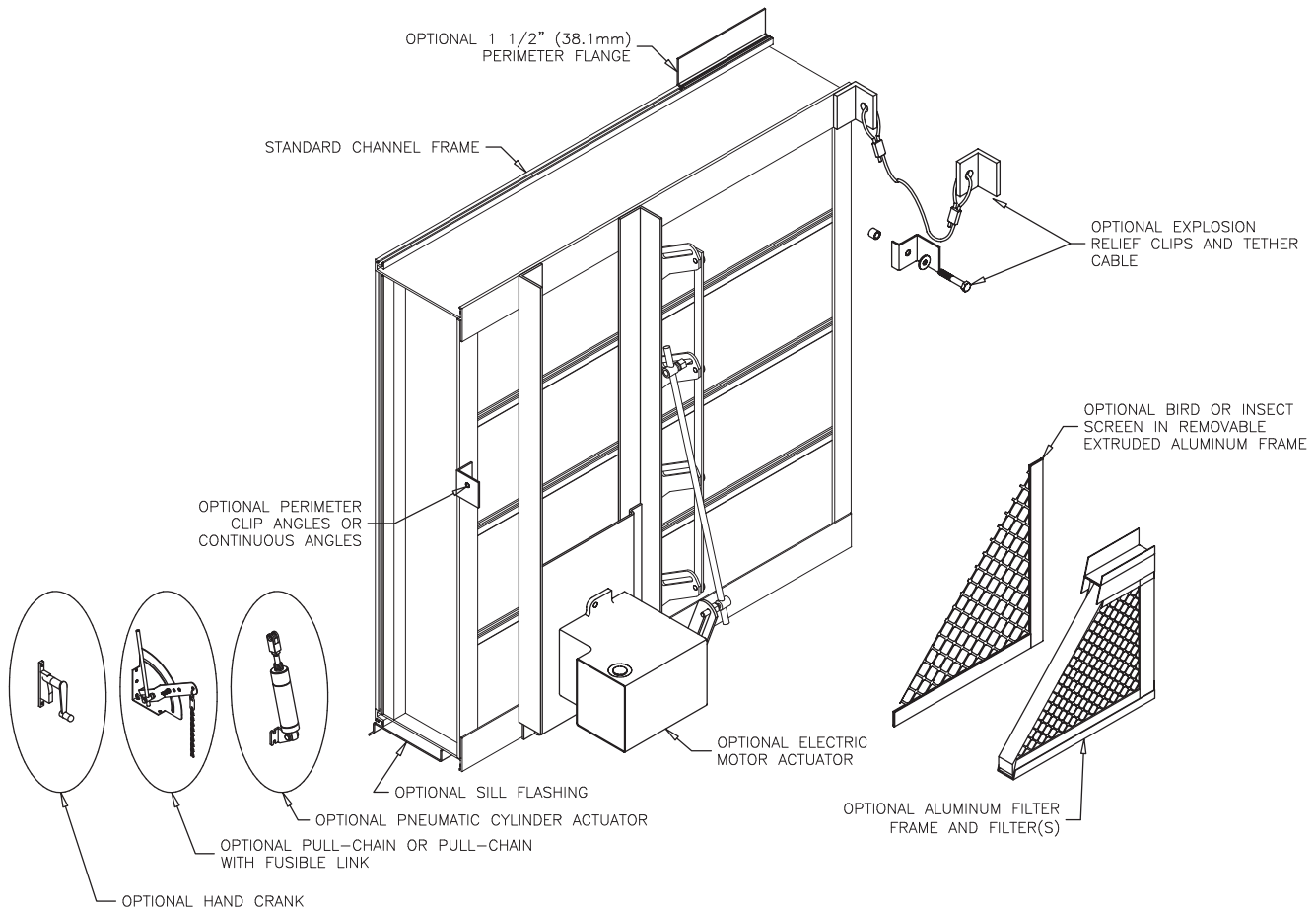
Louver Type K8506 resistance to airflow is shown with louver blades fully open. Resistance (pressure drop) varies depending on louver application (air intake or air exhaust). Free area velocities (shown) are higher than average velocity through the overall louver size.

WATER PENETRATION (Standard Air - .075 lb./ft.³)



The AMCA Water Penetration Test provides a method for comparing various louver models and designs as to their efficiency in resisting the penetration of rainfall under specific laboratory test conditions. The point of zero water penetration is defined as that velocity where the water penetration curve projects through .01 oz. of water (penetration) per sq. ft. of louver free area. ***The beginning point of water penetration for Louver Type K8506 is 1035 fpm free area velocity.** These performance ratings do not guarantee a louver to be weatherproof or storm-proof and should be used in combination with other factors including good engineering judgement in selecting louvers.

LOUVER TYPE K8506 METHOD OF INSTALLATION & ACCESSORY OPTIONS



FINISHES* (Select one of the following)

ACRYLIC ENAMEL: Louvers shall be cleaned, pretreated and Finished with an oven-cured thermosetting acrylic enamel finish that meets or exceeds the performance requirements of AAMA 2603, "Voluntary Specification Performance Requirements and Test Procedures for Pigmented Organic Coatings."

2-COAT FLUOROPOLYMER: Louvers shall be cleaned, pretreated and Finished with an inhibitive primer and oven-cured Kynar 500® / Hylar 5000® resin coating with minimum 1.2 mils dry-film coating thickness that meets or exceeds the performance requirements of AAMA 2605, "Voluntary Specification, Performance Requirements and Test Procedures for Superior Performance Organic Coatings on Aluminum Extrusions and Panels."

3-COAT FLUOROPOLYMER: Louvers shall be cleaned, pretreated and Finished with an inhibitive primer and oven-cured Kynar 500® / Hylar 5000® resin coating with minimum 2.0 mils dry-film coating thickness that meets or exceeds the performance requirements of AAMA 2605, "Voluntary Specification, Performance Requirements and Test Procedures for Superior Performance Organic Coatings on Aluminum Extrusions and Panels."

CLEAR ANODIZE: Louvers shall be Finished with a Class I clear anodized coating (AA-M10C22A41) that complies with the performance requirements of AAMA Specification 611-98, "Voluntary Specification for Anodized Architectural Aluminum."

COLOR ANODIZE: Louvers shall be Finished with a Class I electrolytically color anodized coating (AA-M10C22A42/44) that complies with the performance requirements of AAMA Specification 611-98, "Voluntary Specification for Anodized Architectural Aluminum." Color shall be (select one): Champagne, Light Bronze, Medium Bronze, Dark Bronze, Extra Dark Bronze or Black Anodize.

* Note: Louver finish makes reference to the finish on the louver frames, blades, screens and/or blank-off panels as specified. As standard, all actuator mounting channels and additional corner supports are mill finish. If color to match louver is required, please consult the factory for additional costs.

AIROLITE®
The look that works.™

P.O. Box 410, 525 Western Road, Schofield, WI 54476-0410 USA
715.841.8757 • fax 715.841.8773 • www.airolite.com

Submittal K8506 June 2005, Revision 1
Copyright ©2005 The Airlite Company, LLC

The Airlite Company, LLC reserves the right to make product changes.