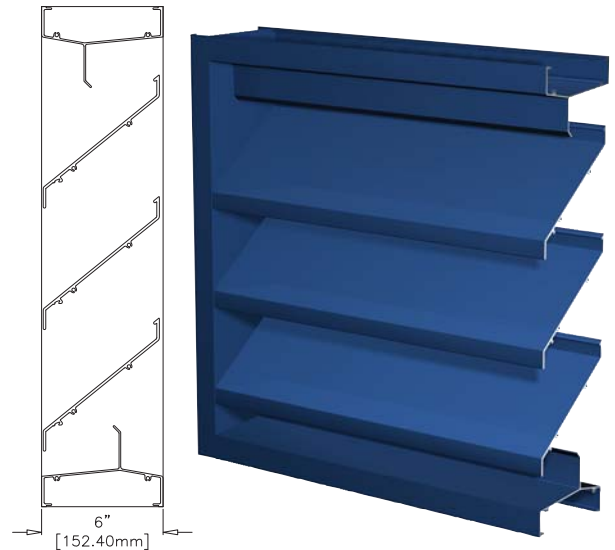




## STATIONARY EXTRUDED ALUMINUM ARCHITECTURAL BLADE LOUVER

<b>Visible Mullion Louver Type</b> .....	K6096
<b>Concealed Mullion Louver Type</b> .....	CB6096
<b>Material</b> .....	Extruded Aluminum (Alloy 6063-T5)
<b>Stationary Blade</b> .....	0.081 in. (2.06 mm)
<b>Frame</b> .....	0.081 in. (2.06 mm)
<b>Louver Depth</b> .....	6 in. (152.4mm)
<b>Blade Angle</b> .....	39°
<b>Free Area – 4 ft. x 4 ft. Unit</b> .....	8.35 sq. ft. (0.78 sq m)
<b>Percent Free Area</b> .....	52.1%
<b>Free Area Velocity at Beginning Point of Water Penetration – 0.01 oz H<sub>2</sub>O/sq. ft. Free Area</b> .....	817 fpm (4.15 m/s)
<b>Air Volume Flow Rate at Beginning Point of Water Penetration – 4 ft. x 4 ft. Unit</b> .....	6,396 cfm (3.02 m <sup>3</sup> /s)
<b>Pressure Drop at Beginning Point of Water Penetration</b> .....	0.10 in. H <sub>2</sub> O (0.025 kPa)



## RECOMMENDED SPECIFICATION

### GENERAL

Furnish and install where indicated on plans or described in schedules stationary, architectural blade Louver Type K6096 (or CB6096) as designed and manufactured by The Airlite Company LLC, Schofield, Wisconsin. Louvers shall be furnished with bird screen, insect screen, supports, installation hardware and finishes as specified and as required for a complete installation.

### SUBMITTALS

Manufacturer shall submit shop drawings incorporating key plans, elevations, sections and details showing profiles, angles and spacing of louver blades and frames; unit dimensions related to wall openings and construction; and, anchorage details and locations. Submit theoretical calculations prepared by a professional engineer specializing in the application of welding technology demonstrating that each fillet weld joining blade and frame members will withstand a minimum of 526 pounds of force in shear. Provide samples of manufacturer's finish and color charts showing the full range of colors available. For each type of product specified, submit free area, air performance, water penetration ratings. Performance ratings shall be determined in accordance with AMCA Standard 500-L and licensed under the AMCA Certified Ratings Program.

### PRODUCTS

Louvers shall be stationary, architectural blade Louver Type K6096 with visible vertical mullions (or Louver Type CB6096 with concealed vertical mullions). Louvers shall be 6-inches (152.4 mm) deep and assembled entirely from extruded aluminum components. Blades and frames shall be 0.081-inch (2 mm) thick extruded aluminum, alloy 6063-T5. Blades shall be stationary, horizontal and spaced 6-inches (152.4 mm) on center.

### ALL-WELDED ASSEMBLY

Join stationary blade and frames and frame members with fillet welds concealed from view, unless the size of the louver makes bolted connections between louver sections necessary. Louver blades shall be joined to each jamb frame with a minimum of two fillet welds produced with the Pulsed Gas Metal Arc Welding (GMAW/Mig) process. Each weld shall be a minimum of 1-inch (25.4 mm) in length with a minimum 1/8-inch (3.175 mm) leg. Frames shall be joined at each corner with a full-length GMAW fillet weld with a minimum 1/8-inch (3.175 mm) throat.

### STRUCTURAL DESIGN CRITERIA

Manufacturer shall design and furnish all supports required to withstand a wind force of not less than 25 pounds per square foot. Louvers larger than 72-inches wide x 144-inches high or 114-inches wide x 72-inches high will be fabricated and installed in multiple sections. Louver blades, frames, mullions and anchorages shall be demonstrated to withstand the specified wind design load.

### PERFORMANCE RATINGS

FREE AREA:	8.35 Square Feet (0.78 m <sup>2</sup> )
MINIMUM FREE AREA VELOCITY at Beginning Point of Water Penetration:	817 fpm (4.15 m/s)
MINIMUM AIR VOLUME FLOW RATE at Beginning Point of Water Penetration:	6,396 cfm (3.02 m <sup>3</sup> /s)
MAXIMUM STATIC PRESSURE at Beginning Point of Water Penetration:	0.10 in. H <sub>2</sub> O (0.025 kPa)

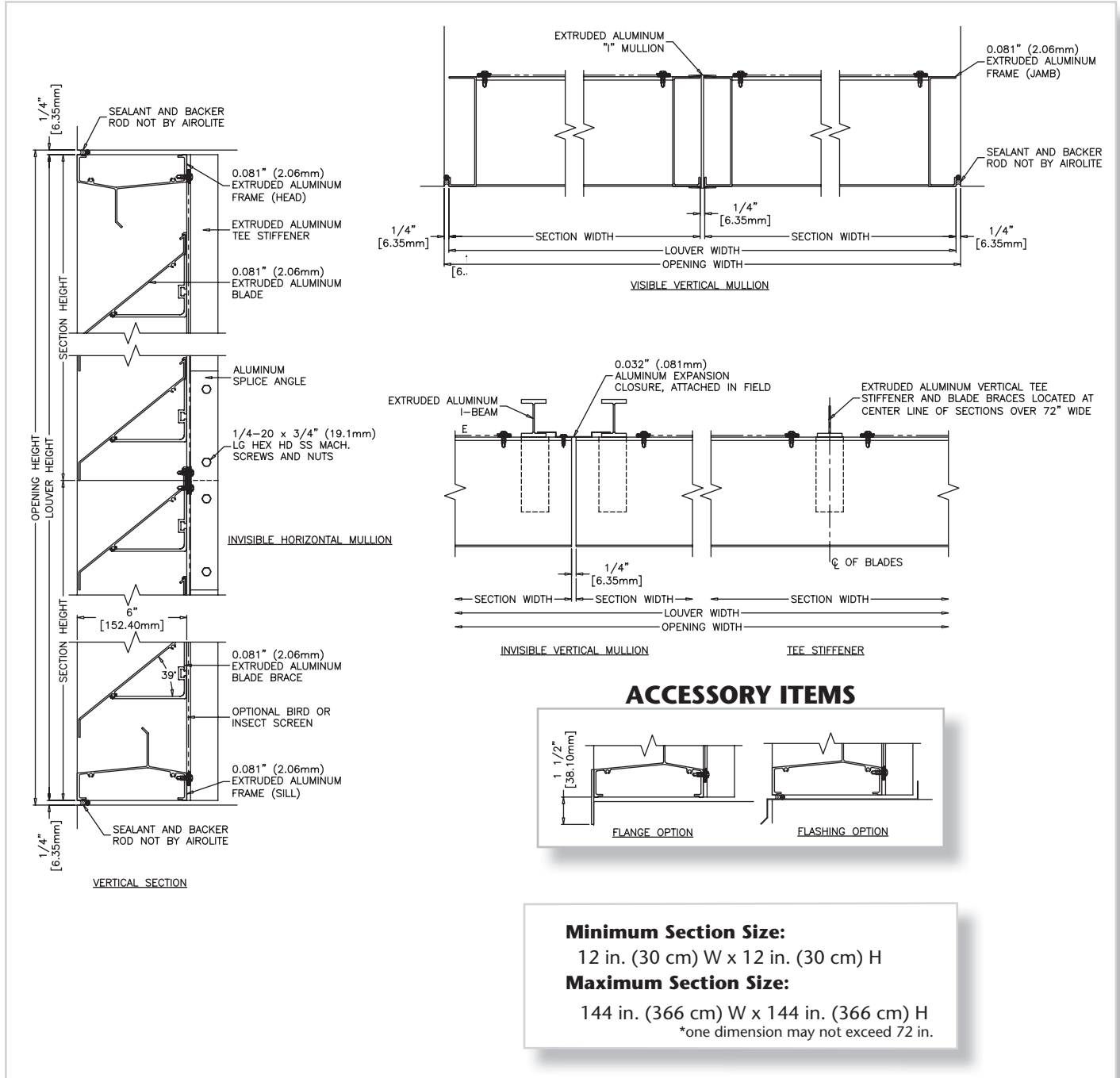
See page 4 for complete finish options

# LOUVER TYPE K6096 PRODUCT DESCRIPTION & DETAILS

**AIROLITE LOUVER TYPE K6096** is a versatile, horizontal blade, 6-inch (101.6 mm) deep architectural louver designed for applications that require intake and exhaust ventilation with moderate protection against water penetration. Louver Type K6096 is available with both visible vertical mullions and concealed mullions to complement and enhance exterior façade elements. Specify Louver Type K6096 with visible mullions; and, Louver Type CB6096 with concealed vertical mullions. In addition to its frequent use as an exterior wall louver, Louver Type K6096 is widely utilized as a louver screen wall. When inverted, Louver Types K6096 or CB6096 serve as efficient sight-barriers in applications where protection against water penetration is not a consideration (See Louver Type ENCB6096). Louver Type K6096 is an efficient louver with AMCA Licensed air performance and water penetration ratings that enable designers to select and specify this product with confidence. Please contact your local Airlite representative or the factory for assistance with the layout and design of supports systems when required.

## VERTICAL SECTION DETAIL


## PLAN SECTION DETAIL



# LOUVER TYPE K6096 PERFORMANCE RATINGS

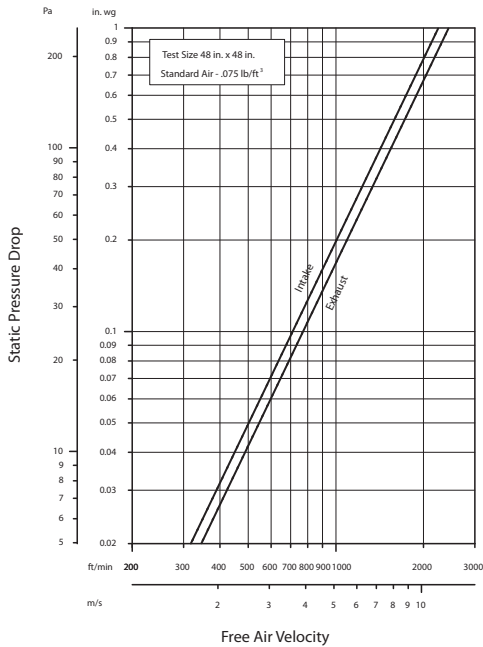
## FREE AREA CHART - in square feet

Louver Height Inches	Louver Width in Inches											
	12	24	36	48	60	72	84	96	108	120	132	144
12	0.16	0.37	0.59	0.80	1.01	1.23	1.44	1.65	1.86	2.08	2.29	2.50
24	0.66	1.55	2.43	3.32	4.20	5.09	5.97	6.86	7.74	8.63	9.51	10.39
36	1.17	2.72	4.28	5.84	7.39	8.95	10.50	12.06	13.62	15.17	16.73	18.29
48	1.67	3.90	6.13	8.35	10.58	12.81	15.04	17.27	19.49	21.72	23.95	26.18
60	2.17	5.07	7.97	10.87	13.77	16.67	19.57	22.47	25.37	28.27	31.17	34.07
72	2.68	6.25	9.82	13.39	16.96	20.53	24.10	27.67	31.25	34.82	38.39	41.96
84	3.18	7.42	11.67	15.91	20.15	24.39						
96	3.69	8.60	13.51	18.43	23.34	28.26						
108	4.19	9.77	15.36	20.95	26.53	32.12						
120	4.69	10.95	17.21	23.46	29.72	35.98						
132	5.20	12.13	19.05	25.98	32.91	39.84						
144	5.70	13.30	20.90	28.50	36.10	43.70						



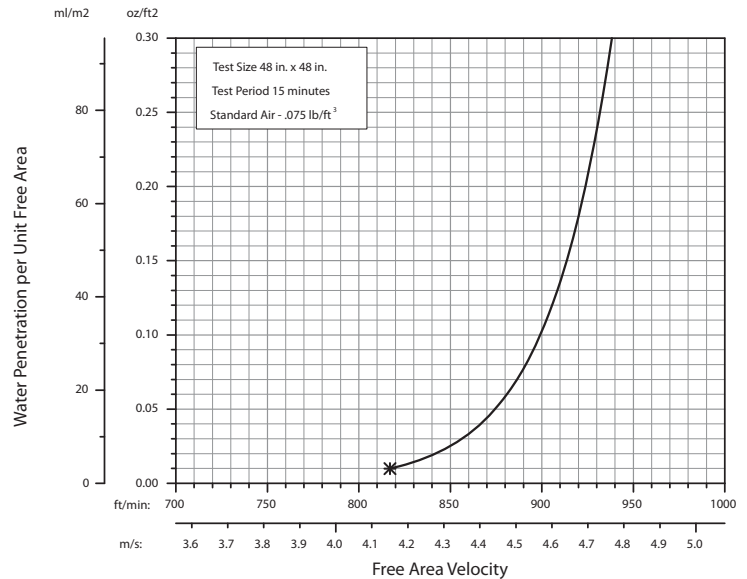
The Airolite Company, LLC certifies that Louver Type K6096 shown herein is licensed to bear the AMCA seal. The ratings shown are based on tests and procedures performed in accordance with AMCA Publication 511 and comply with the requirements of the AMCA Certified Ratings Program. The AMCA Certified Ratings Seal applies only to Air Performance and Water Penetration ratings.

## AIRFLOW RESISTANCE (Standard Air - .075 lb./ft.<sup>3</sup>)



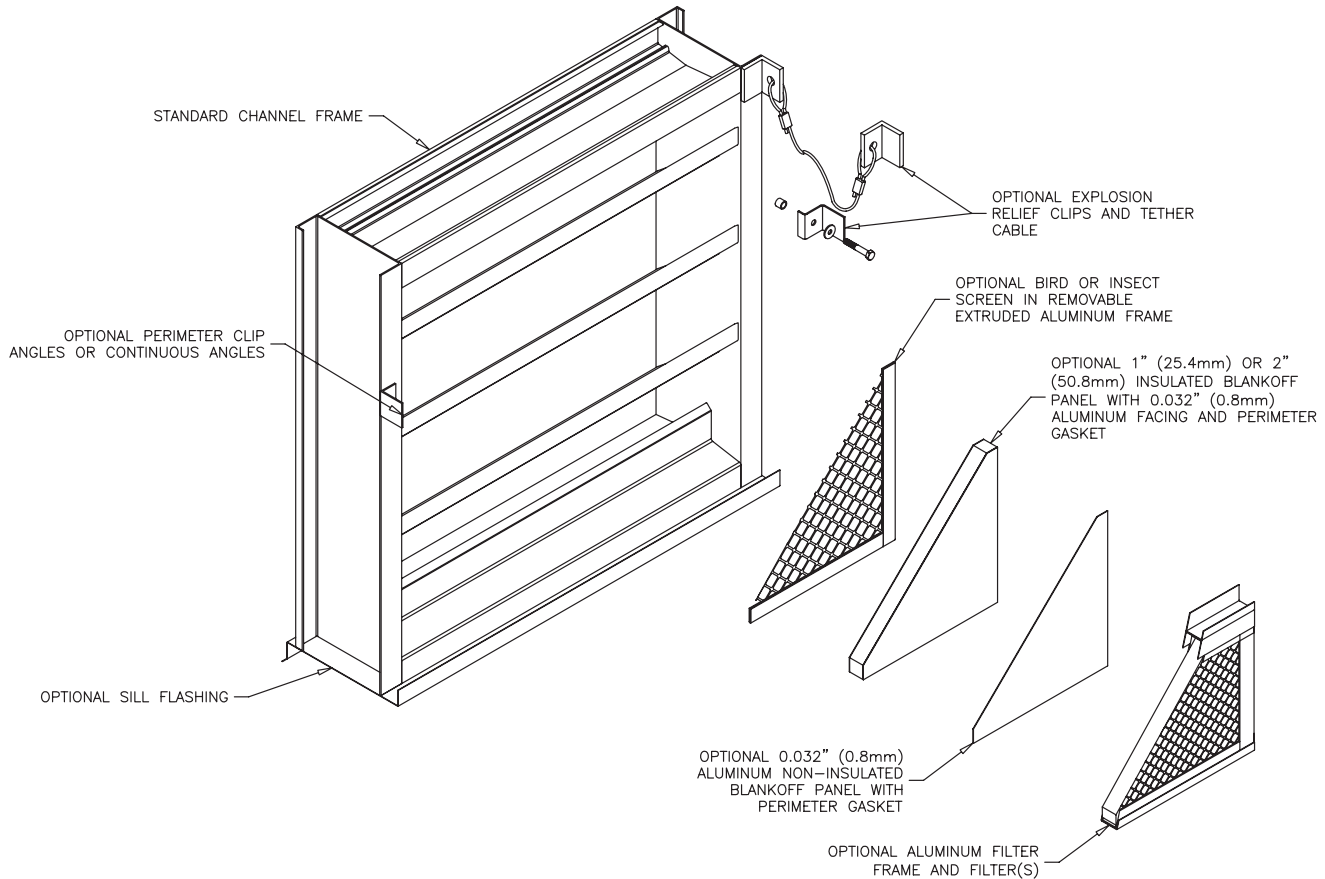
Louver Type K6096 resistance to airflow (pressure drop) varies depending on louver application (air intake or air exhaust). Free area velocities (shown) are higher than average velocity through the overall louver size.

## WATER PENETRATION (Standard Air - .075 lb./ft.<sup>3</sup>)



The AMCA Water Penetration Test provides a method for comparing various louver models and designs as to their efficiency in resisting the penetration of rainfall under specific laboratory test conditions. The point of zero water penetration is defined as that velocity where the water penetration curve projects through .01 oz. of water (penetration) per sq. ft. of louver free area. **\*The beginning point of water penetration for Louver Type K6096 is 817 fpm free area velocity.** These performance ratings do not guarantee a louver to be weatherproof or stormproof and should be used in combination with other factors including good engineering judgement in selecting louvers.

# LOUVER TYPE K6096 METHOD OF INSTALLATION & ACCESSORY OPTIONS



## FINISHES (Select one of the following)

**ACRYLIC ENAMEL:** Louvers shall be cleaned, pretreated and FINISHED-AFTER-ASSEMBLY with an oven-cured thermosetting acrylic enamel finish that meets or exceeds the performance requirements of AAMA 2603, "Voluntary Specification Performance Requirements and Test Procedures for Pigmented Organic Coatings."

**2-COAT FLUOROPOLYMER:** Louvers shall be cleaned, pretreated and FINISHED-AFTER-ASSEMBLY with an inhibitive primer and oven-cured Kynar 500® / Hylar 5000® resin coating with minimum 1.2 mils dry-film coating thickness that meets or exceeds the performance requirements of AAMA 2605, "Voluntary Specification, Performance Requirements and Test Procedures for Superior Performance Organic Coatings on Aluminum Extrusions and Panels."

**3-COAT FLUOROPOLYMER:** Louvers shall be cleaned, pretreated and FINISHED-AFTER-ASSEMBLY with an inhibitive primer and oven-cured Kynar 500® / Hylar 5000® resin coating with minimum 2.0 mils dry-film coating thickness that meets or exceeds the performance requirements of AAMA 2605, "Voluntary Specification, Performance Requirements and Test Procedures for Superior Performance Organic Coatings on Aluminum Extrusions and Panels."

**CLEAR ANODIZE:** Louvers shall be FINISHED-AFTER-ASSEMBLY with a Class I clear anodized coating (AA-M10C22A41) that complies with the performance requirements of AAMA Specification 611-98, "Voluntary Specification for Anodized Architectural Aluminum."

**COLOR ANODIZE:** Louvers shall be FINISHED-AFTER-ASSEMBLY with a Class I electrolytically color anodized coating (AA-M10C22A42/44) that complies with the performance requirements of AAMA Specification 611-98, "Voluntary Specification for Anodized Architectural Aluminum." Color shall be (select one): Champagne, Light Bronze, Medium Bronze, Dark Bronze, Extra Dark Bronze or Black Anodize.



27855 State Route 7, Marietta, OH 45750 USA  
740.373.7676 • fax 740.373.6666 • www.airolite.com

Submittal K6096 June 2006, Revision 2  
Copyright ©2006 The Airolite Company, LLC

The Airolite Company, LLC reserves the right to make product changes.

**THE ALL-WELDED ADVANTAGE** 