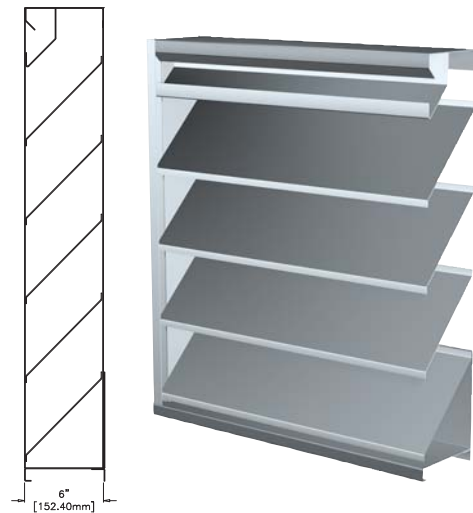




FABRICATED LOUVER

Visible Mullion Louver Type	6096HP
Continuous Mullion Louver Type	FCB6096HP
Material	Galvanized Steel
Stationary Blade	16 gauge (1.52 mm)
Frame	16 gauge (1.52 mm)
Louver Depth	6 in. (152.4 mm)
Blade Angle	.45°
Free Area – 4 ft. x 4 ft. Unit	.818 sq. ft. (0.76 sq m)
Percent Free Area	51.1%
Free Area Velocity at Beginning Point of Water Penetration – 0.01 oz H₂O/sq. ft. Free Area	979 fpm (4.97 m/s)
Air Volume Flow Rate at Beginning Point of Water Penetration – 4 ft. x 4 ft. Unit	8,008 cfm (3.78 m ³ /s)
Pressure Drop at Beginning Point of Water Penetration	0.14 in. H ₂ O (0.035 kPa)



RECOMMENDED SPECIFICATION

GENERAL

Furnish and install where indicated on plans or described in schedules drainable Louver Type 6096HP (or FCB6096HP) as designed and manufactured by The AiroLite Company LLC, Schofield, Wisconsin. Louvers shall be furnished with bird screen, insect screen, supports, installation hardware and finishes as specified and as required for a complete installation.

SUBMITTALS

Manufacturer shall submit shop drawings incorporating key plans, elevations, sections and details showing profiles, angles and spacing of louver blades and frames; unit dimensions related to wall openings and construction; and, anchorage details and locations. Submit theoretical calculations prepared by a professional engineer specializing in the application of welding technology demonstrating that each fillet weld joining blade and frame members will withstand a minimum of 526 pounds of force in shear. Provide samples of manufacturer's finish and color charts showing the full range of colors available. For each type of product specified, submit free area, air performance, and water penetration ratings determined in accordance with AMCA Standard 500-L and licensed under the AMCA Certified Ratings Program.

PRODUCTS

Louvers shall be drainable Louver Type 6096HP with visible vertical mullions (or Louver Type FCB6096HP with concealed vertical mullions). Louvers shall be 6-inches (152.4 mm) deep and assembled entirely from galvanized steel components. Blades and frames shall be 16 gauge (1.52 mm) galvanized steel. Blades shall be stationary, non-drainable, and spaced 6-inches (152.4 mm) on center. Head and jamb frame members shall incorporate drainable gutters to provide resistance to water penetration.

ALL-WELDED ASSEMBLY

Join stationary blade and frames and frame members with fillet welds concealed from view, unless the size of the louver makes bolted connections between louver sections necessary. Louver blades shall be joined to each jamb frame with a minimum of two fillet welds produced with the Pulsed Gas Metal Arc Welding (GMAW/Mig) process. Each weld shall be a minimum of 1-inch (25.4 mm) in length with a minimum 1/8-inch (3.175 mm) leg. Frames shall be joined at each corner with a full-length GMAW fillet weld with a minimum 1/8-inch (3.175 mm) throat.

STRUCTURAL DESIGN CRITERIA

Manufacturer shall design and furnish all supports required to withstand a wind force of not less than 25 pounds per square foot. Louvers 120-inches wide x 120-inches high, with one dimension not exceeding 72-inches will be fabricated and installed in multiple sections. Louver blades, frames, mullions and anchorages shall be demonstrated to withstand the specified wind design load.

PERFORMANCE RATINGS

FREE AREA:	8.18 Square Feet (0.76 m ²)
MINIMUM FREE AREA VELOCITY at Beginning Point of Water Penetration:	979 fpm (4.97 m/s)
MINIMUM AIR VOLUME FLOW RATE at Beginning Point of Water Penetration:	8,008 cfm (3.78 m ³ /s)
MAXIMUM STATIC PRESSURE at Beginning Point of Water Penetration:	0.14 in. H ₂ O (0.035 kPa)

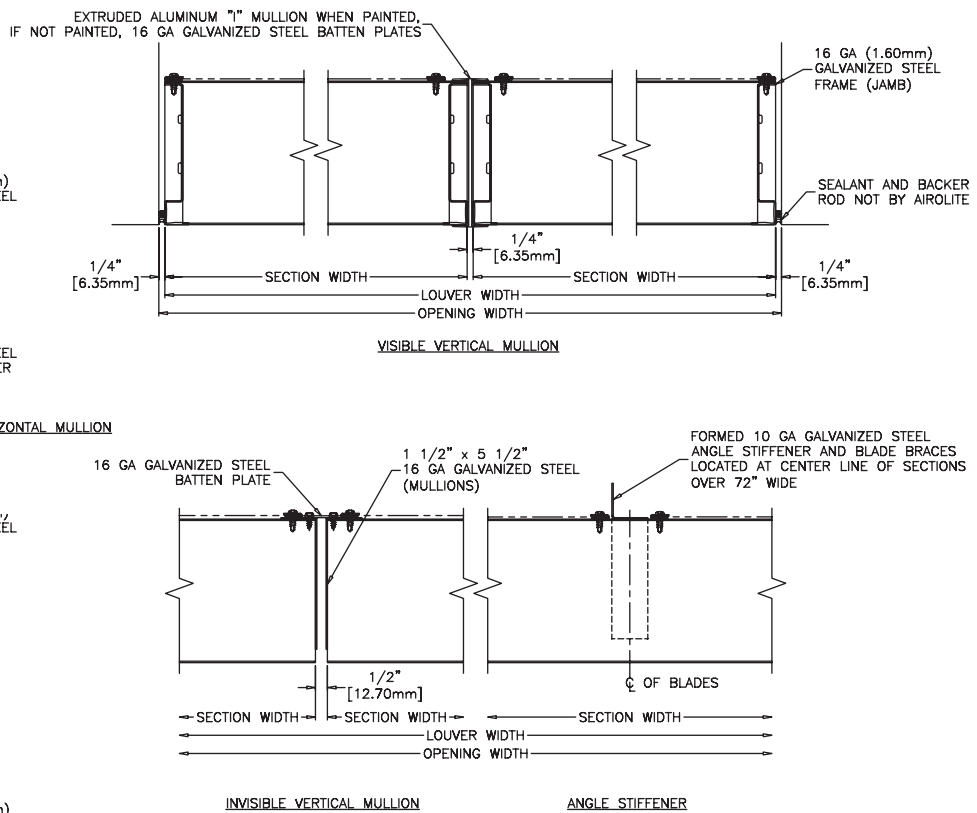
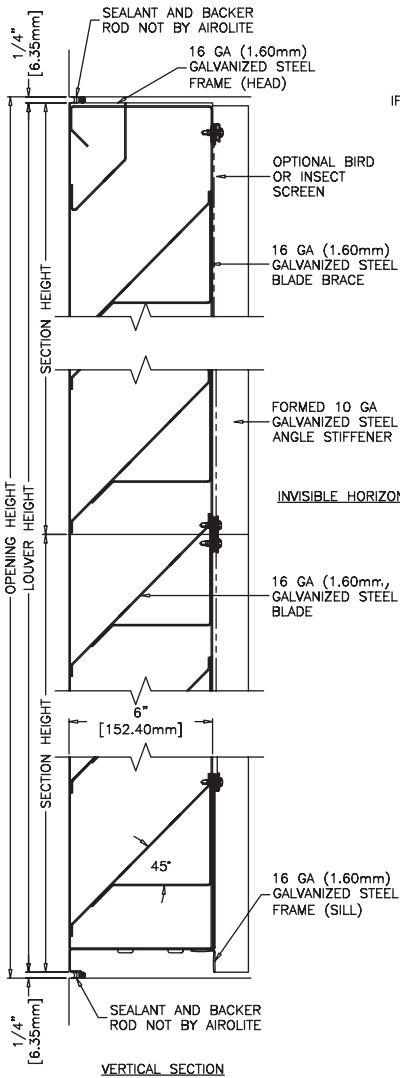
See page 4 for complete finish options

LOUVER TYPE 6096HP PRODUCT DESCRIPTION & DETAILS

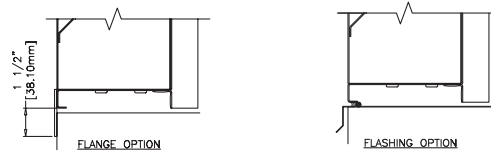
AIROLITE LOUVER TYPE 6096HP is a 6-inch (152.4 mm) deep drainable louver designed to provide high volume air flow and resistance to water penetration. Louver Type K6096HP incorporates a drainable head-frame to prevent water from cascading from shear-walls onto the louver assembly and becoming entrained in the intake air flow. Vertical gutters located in the jamb frames drain water to the sill frame where it exits from the louver assembly between the sill frame and bottom blade. Louver Type 6096HP utilizes non-drainable blades that do not entrap debris or residual matter that can obstruct the efficient function of drainable louvers. Drainable louvers generally outperform conventional architectural blade louvers and provide enhanced resistance to water penetration. Specify Louver Type 6096HP with visible vertical mullions; and, Louver Type FCB6096HP with concealed vertical mullions. Please contact your local Airolite representative or the factory for assistance with the layout and design of support systems when required.

VERTICAL SECTION DETAIL

PLAN SECTION DETAIL



ACCESSORY ITEMS



Minimum Section Size:

12 in. (30 cm) W x 12 in. (30 cm) H

Maximum Section Size:


120 in. (305 cm) W x 120 in. (305 cm) H

*one dimension cannot exceed 72 in.

LOUVER TYPE 6096HP PERFORMANCE RATINGS

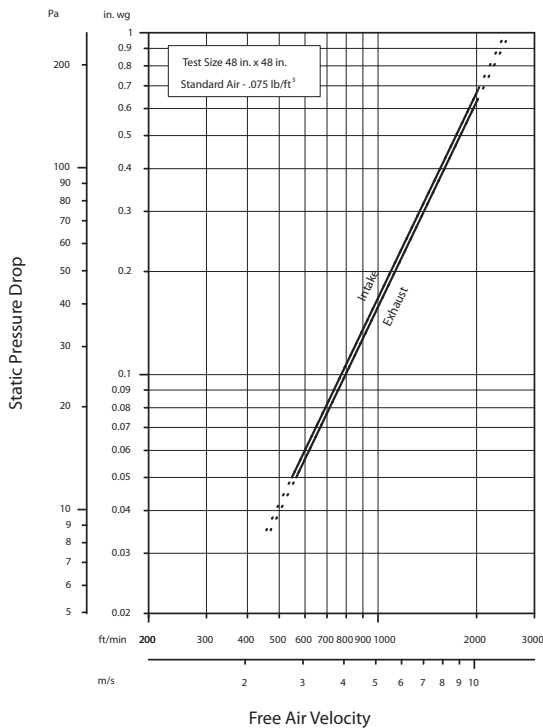
FREE AREA CHART - in square feet

Louver Height Inches	Louver Width in Inches									
	12	24	36	48	60	72	84	96	108	120
12	0.15	0.32	0.50	0.68	0.86	1.03	1.21	1.39	1.56	1.74
24	0.69	1.52	2.35	3.18	4.01	4.84	5.67	6.50	7.33	8.16
36	1.23	2.72	4.20	5.68	7.16	8.64	10.12	11.61	13.09	14.57
48	1.78	3.91	6.05	8.18	10.31	12.45	14.58	16.72	18.85	20.98
60	2.32	5.11	7.89	10.68	13.47	16.25	19.04	21.83	24.61	27.40
72	2.87	6.30	9.74	13.18	16.62	20.06	23.50	26.94	30.37	33.81
84	3.41	7.50	11.59	15.68	19.77	23.86				
96	3.95	8.70	13.44	18.18	22.93	27.67				
108	4.50	9.89	15.29	20.68	26.08	31.47				
120	5.04	11.09	17.14	23.18	29.23	35.28				



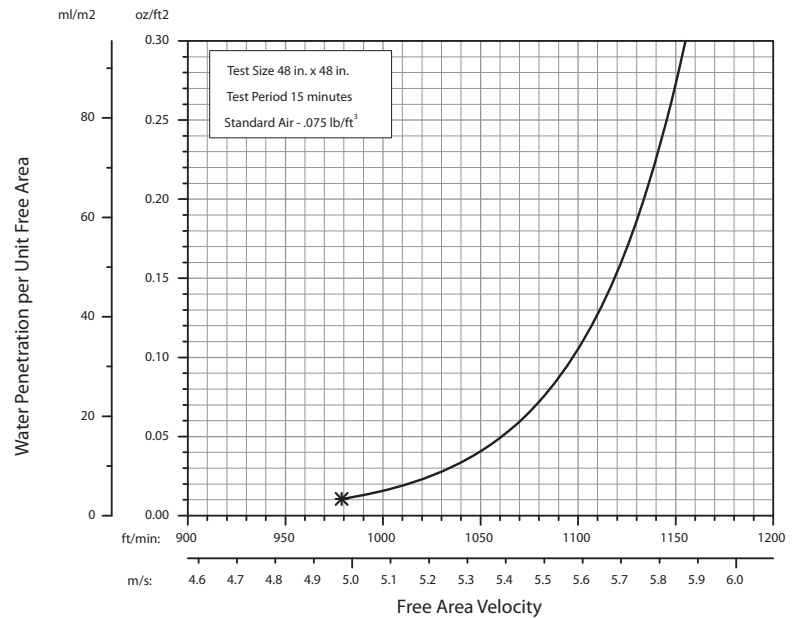
The Airlite Company, LLC certifies that Louver Type 6096HP shown herein is licensed to bear the AMCA seal. The ratings shown are based on tests and procedures performed in accordance with AMCA Publication 511 and comply with the requirements of the AMCA Certified Ratings Program. The AMCA Certified Ratings Seal applies only to Air Performance and Water Penetration ratings.

AIRFLOW RESISTANCE (Standard Air - .075 lb./ft.³)



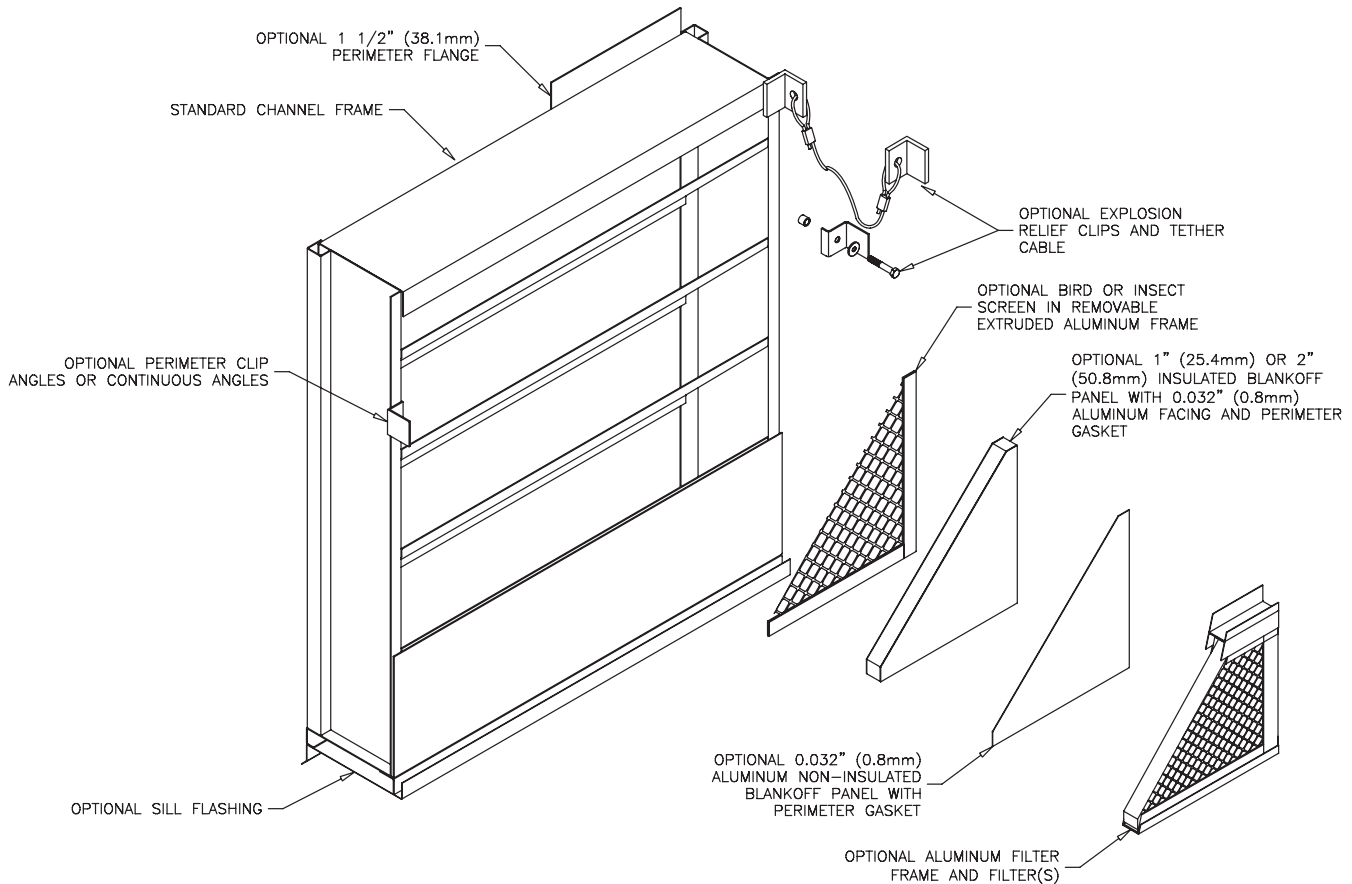
Louver Type 6096HP resistance to airflow is shown with louver blades fully open. Resistance (pressure drop) varies depending on louver application (air intake or air exhaust). Free area velocities (shown) are higher than average velocity through the overall louver size.

WATER PENETRATION (Standard Air - .075 lb./ft.³)



The AMCA Water Penetration Test provides a method for comparing various louver models and designs as to their efficiency in resisting the penetration of rainfall under specific laboratory test conditions. The point of zero water penetration is defined as that velocity where the water penetration curve projects through .01 oz. of water (penetration) per sq. ft. of louver free area. ***The beginning point of water penetration for Louver Type 6096HP is 979 fpm free area velocity.** These performance ratings do not guarantee a louver to be weatherproof or stormproof and should be used in combination with other factors including good engineering judgement in selecting louvers.

LOUVER TYPE 6096HP METHOD OF INSTALLATION & ACCESSORY OPTIONS



FINISHES (Select one of the following)

ACRYLIC ENAMEL: Louvers shall be cleaned, pretreated and Finished with an oven-cured thermosetting acrylic enamel finish that meets or exceeds the performance requirements of AAMA 2603, "Voluntary Specification Performance Requirements and Test Procedures for Pigmented Organic Coatings."

2-COAT FLUOROPOLYMER: Louvers shall be cleaned, pretreated and Finished with an inhibitive primer and oven-cured Kynar 500® / Hylar 5000® resin coating with minimum 1.2 mils dry-film coating thickness that meets or exceeds the performance requirements of AAMA 2605, "Voluntary Specification, Performance Requirements and Test Procedures for Superior Performance Organic Coatings on Aluminum Extrusions and Panels."

3-COAT FLUOROPOLYMER: Louvers shall be cleaned, pretreated and Finished with an inhibitive primer and oven-cured Kynar 500® / Hylar 5000® resin coating with minimum 2.0 mils dry-film coating thickness that meets or exceeds the performance requirements of AAMA 2605, "Voluntary Specification, Performance Requirements and Test Procedures for Superior Performance Organic Coatings on Aluminum Extrusions and Panels."



P.O. Box 410, 525 Western Road, Schofield, WI 54476-0410 USA
715.841.8757 • fax 715.841.8773 • www.airolite.com

Submittal 6096HP June 2006, Revision 1
Copyright ©2006 The Airolite Company, LLC

The Airolite Company, LLC reserves the right to make product changes.

THE ALL-WELDED ADVANTAGE