


EXTRUDED ALUMINUM NARROW PROFILE LOUVER

Visible Mullion Louver Type	AC460
Continuous Blade Louver Type	CB460
Frameless Louver Type	AC460S
Material	Extruded Aluminum (Alloy 6063-T5)
Stationary Blade	0.063 in. (1.6 mm)
Frame	0.063 in. (1.6 mm)
Louver Depth	1.5 in. (38.1 mm)
Blade Angle	30°
Free Area – 4 ft. x 4 ft. Unit	10.95 sq. ft. (1.01 sq m)
Percent Free Area	68.4%
Free Area Velocity at Beginning Point of Water Penetration – 0.01 oz H₂O/sq. ft. Free Area	n/a
Air Volume Flow Rate at Beginning Point of Water Penetration – 4 ft. x 4 ft. Unit	n/a
Pressure Drop at 1,000 fpm (5.08 m/s) Free Area Velocity	0.12 in. H ₂ O (0.030 kPa)



RECOMMENDED SPECIFICATION

GENERAL

Furnish and install where indicated on plans or described in schedules Narrow Profile Louver Type AC460 (or CB460) as designed and manufactured by The Airlite Company LLC, Schofield, Wisconsin. Louvers shall be furnished with bird screen, insect screen, supports, installation hardware and finishes as specified and as required for a complete installation.

SUBMITTALS

Manufacturer shall submit shop drawings incorporating key plans, elevations, sections and details showing profiles, angles and spacing of louver blades and frames; unit dimensions related to wall openings and construction; and, anchorage details and locations. Provide samples of manufacturer's finish and color charts showing the full range of colors available.

PRODUCTS

Louvers shall be narrow profile type incorporating stationary blades and frames. Louvers shall be 1-1/2-inches (38.1 mm) deep and assembled entirely from extruded aluminum components. Blades and frames shall be 0.063-inch (1.6 mm) thick extruded aluminum, alloy 6063-T5. Blades shall be horizontal and spaced 3/4-inches (19 mm) on center.

STRUCTURAL DESIGN CRITERIA

Louvers larger than 96-inches (244 cm) wide x 48-inches (122 cm) high will be fabricated and installed in multiples sections, but limited to one section high.

PERFORMANCE RATINGS

FREE AREA:	10.95 Square Feet (1.06 m ²)
MINIMUM FREE AREA VELOCITY at Beginning Point of Water Penetration:	n/a
MINIMUM AIR VOLUME FLOW RATE at Beginning Point of Water Penetration:	n/a
PRESSURE DROP at 1000 fpm (5.08 m/s) Free Area Velocity:	0.12 in. H ₂ O (0.030 kPa)

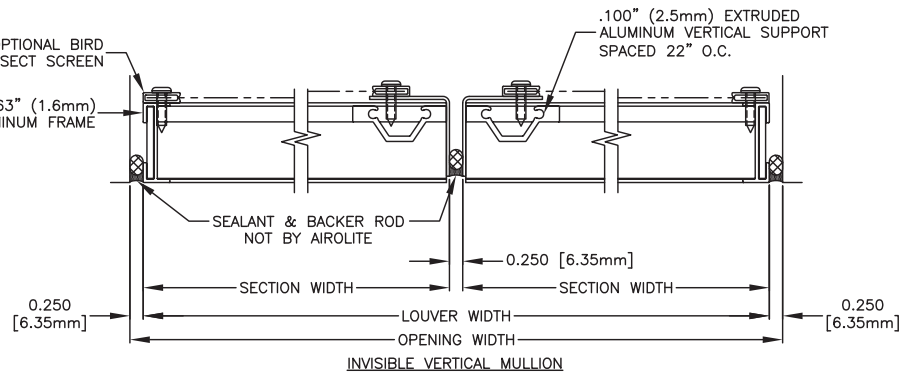
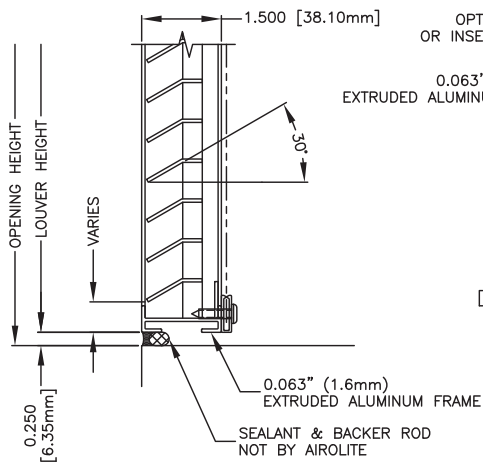
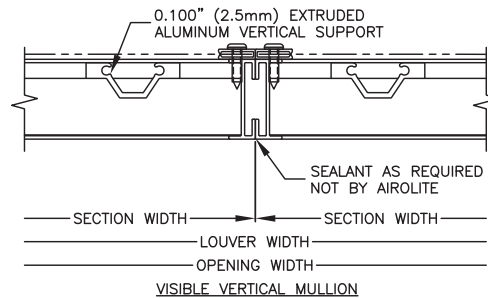
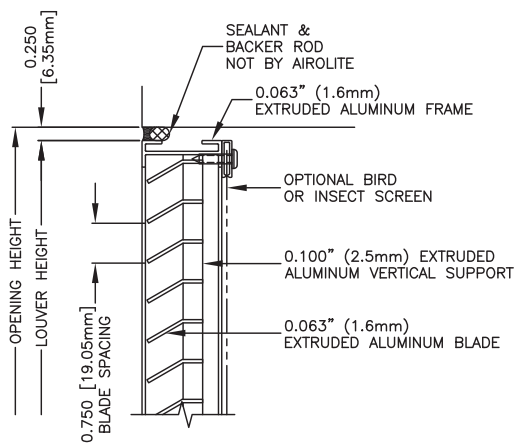
See page 4 for complete finish options

LOUVER TYPE AC460 PRODUCT DESCRIPTION & DETAILS

AIROLITE LOUVER TYPE AC460 is a versatile, horizontal blade, 1-1/2-inch (38.1 mm) deep architectural louver designed for applications that require intake and exhaust ventilation with little concern for water penetration. In addition to its common use with unit ventilators, Louver Type AC460 may be utilized as a louver screen wall. When inverted, Louver Type AC460 can serve as an effective sight-barrier. Louver Type AC460 is available with both concealed and visible vertical mullions to complement and enhance exterior façade elements. Louver Type AC460S is similar but is furnished with no perimeter frame. Please contact your local Airlite representative or the factory for assistance with the layout and design of supports systems when required.

VERTICAL SECTION DETAIL

PLAN SECTION DETAIL



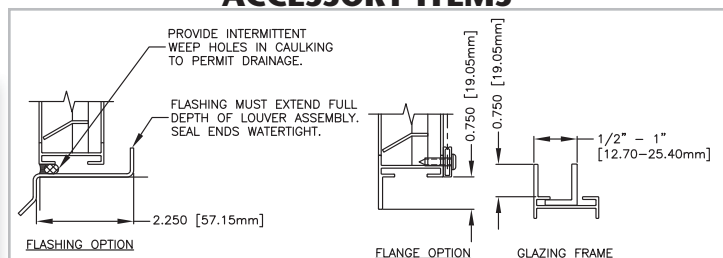
Minimum Section Size:

- 13.5 in. (34 cm) W x 10 in. (25 cm) H without Flange
- 13.5 in. (34 cm) W x 12 in. (31 cm) H with Flange

Maximum Section Size:

- 96 in. (244 cm) W x 48 in. (122 cm) H

ACCESSORY ITEMS



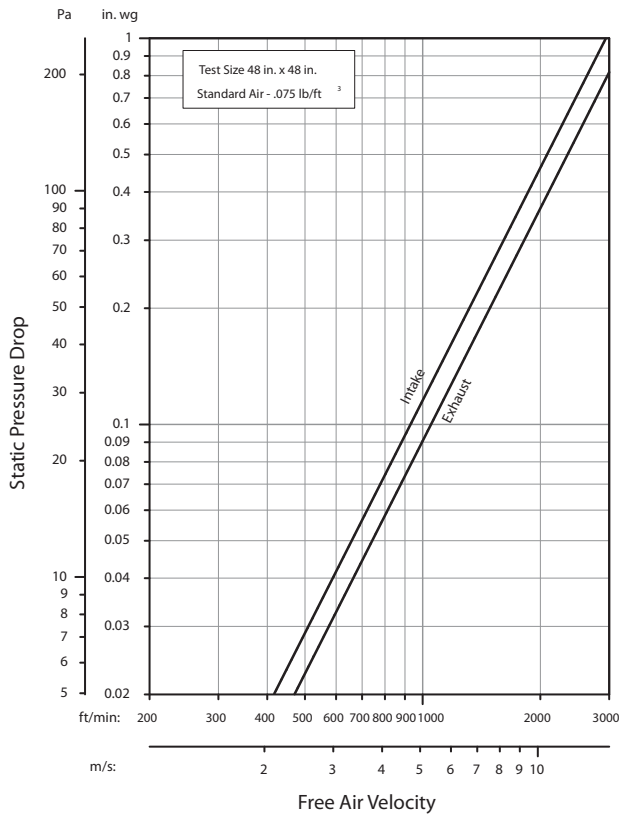
LOUVER TYPE AC460 PERFORMANCE RATINGS

FREE AREA CHART - in square feet

Louver Height Inches	Louver Width in Inches															
	10	12	18	24	30	36	42	48	54	60	66	72	78	84	90	96
10	0.27	0.36	0.62	0.90	1.18	1.46	1.74	2.03	2.22	2.50	2.79	3.07	3.35	3.55	3.83	4.11
12	0.33	0.44	0.76	1.11	1.46	1.80	2.15	2.50	2.74	3.09	3.43	3.78	4.12	4.37	4.71	5.06
15	0.42	0.57	0.98	1.42	1.87	2.31	2.76	3.20	3.51	3.96	4.40	4.84	5.29	5.60	6.05	6.49
18	0.51	0.70	1.20	1.74	2.28	2.82	3.36	3.90	4.29	4.83	5.37	5.91	6.45	6.84	7.38	7.92
21	0.61	0.82	1.41	2.05	2.69	3.33	3.97	4.61	5.06	5.70	6.34	6.98	7.62	8.07	8.71	9.35
24	0.70	0.95	1.63	2.36	3.10	3.84	4.57	5.31	5.83	6.57	7.31	8.04	8.78	9.30	10.04	10.78
27	0.79	1.07	1.84	2.68	3.51	4.35	5.18	6.01	6.61	7.44	8.27	9.11	9.95	10.54	11.37	12.20
30	0.89	1.20	2.06	2.99	3.92	4.85	5.79	6.72	7.38	8.31	9.24	10.18	11.11	11.77	12.70	13.63
33	0.98	1.32	2.27	3.31	4.33	5.36	6.39	7.43	8.15	9.18	10.21	11.24	12.27	13.00	14.03	15.06
36	1.07	1.45	2.49	3.62	4.74	5.87	7.00	8.13	8.93	10.05	11.18	12.31	13.44	14.24	15.36	16.49
39	1.13	1.57	2.70	3.93	5.15	6.38	7.61	8.83	9.70	10.92	12.15	13.38	14.60	15.47	16.69	17.92
42	1.26	1.70	2.92	4.25	5.56	6.89	8.21	9.54	10.47	11.79	13.12	14.44	15.77	16.70	18.02	19.35
45	1.35	1.82	3.14	4.56	5.97	7.40	8.82	10.24	11.25	12.66	14.09	15.51	16.93	17.92	19.35	20.77
48	1.44	1.95	3.35	4.87	6.39	7.91	9.43	10.95	12.02	13.53	15.05	16.58	18.10	19.17	20.68	22.20

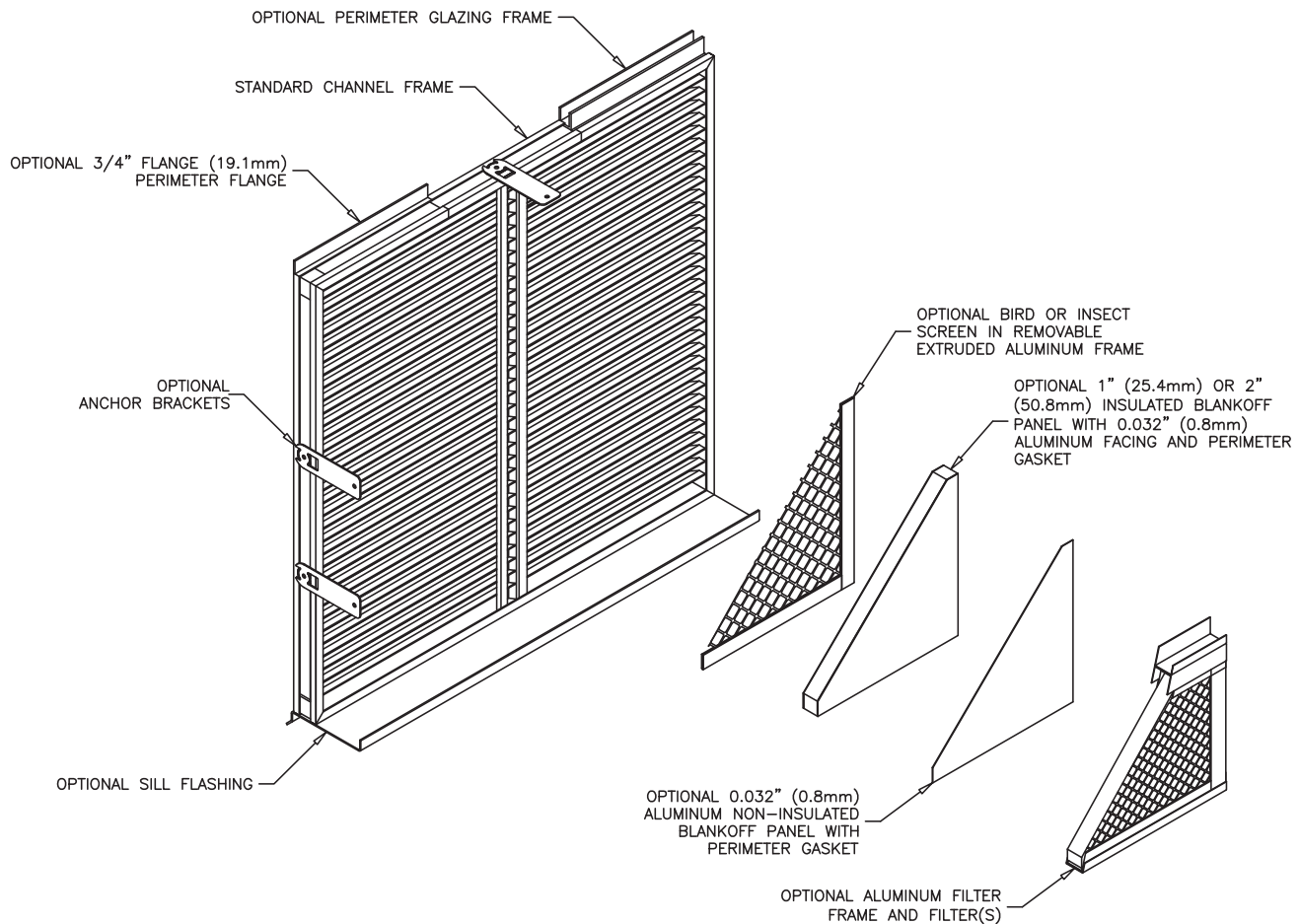
AIRFLOW RESISTANCE

(Standard Air - .075 lb./ft.³)



Louver Type AC460 resistance to airflow (pressure drop) varies depending on louver application (air intake or air exhaust). Free area velocities (shown) are higher than average velocity through the overall louver size.

LOUVER TYPE AC460 METHOD OF INSTALLATION & ACCESSORY OPTIONS



FINISHES (Select one of the following)

ACRYLIC ENAMEL: Louvers shall be cleaned, pretreated and FINISHED-AFTER-ASSEMBLY with an oven-cured thermosetting acrylic enamel finish that meets or exceeds the performance requirements of AAMA 2603, "Voluntary Specification Performance Requirements and Test Procedures for Pigmented Organic Coatings."

2-COAT FLUOROPOLYMER: Louvers shall be cleaned, pretreated and FINISHED-AFTER-ASSEMBLY with an inhibitive primer and oven-cured Kynar 500® / Hylar 5000® resin coating with minimum 1.2 mils dry-film coating thickness that meets or exceeds the performance requirements of AAMA 2605, "Voluntary Specification, Performance Requirements and Test Procedures for Superior Performance Organic Coatings on Aluminum Extrusions and Panels."

3-COAT FLUOROPOLYMER: Louvers shall be cleaned, pretreated and FINISHED-AFTER-ASSEMBLY with an inhibitive primer and oven-cured Kynar 500® / Hylar 5000® resin coating with minimum 2.0 mils dry-film coating thickness that meets or exceeds the performance requirements of AAMA 2605, "Voluntary Specification, Performance Requirements and Test Procedures for Superior Performance Organic Coatings on Aluminum Extrusions and Panels."

CLEAR ANODIZE: Louvers shall be FINISHED-AFTER-ASSEMBLY with a Class I clear anodized coating (AA-M10C22A41) that complies with the performance requirements of AAMA Specification 611-98, "Voluntary Specification for Anodized Architectural Aluminum."

COLOR ANODIZE: Louvers shall be FINISHED-AFTER-ASSEMBLY with a Class I electrolytically color anodized coating (AA-M10C22A42/44) that complies with the performance requirements of AAMA Specification 611-98, "Voluntary Specification for Anodized Architectural Aluminum." Color shall be (select one): Champagne, Light Bronze, Medium Bronze, Dark Bronze, Extra Dark Bronze or Black Anodize.



P.O. Box 410, 525 Western Road, Schofield, WI 54476-0410 USA
715.841.8757 • fax 715.841.8773 • www.airolite.com

Submittal AC460 June 2008, Revision 3
Copyright ©2008 The Airolite Company, LLC

The Airolite Company, LLC reserves the right to make product changes.